



# Investing in Amtrak - America by Rail

Blake G, Sebastien B, David C



# interactive

What does Amtrak mean to you? Type the link below on your laptop/tablet to access our Jamboard

<https://tinyurl.com/59kx6y6e>

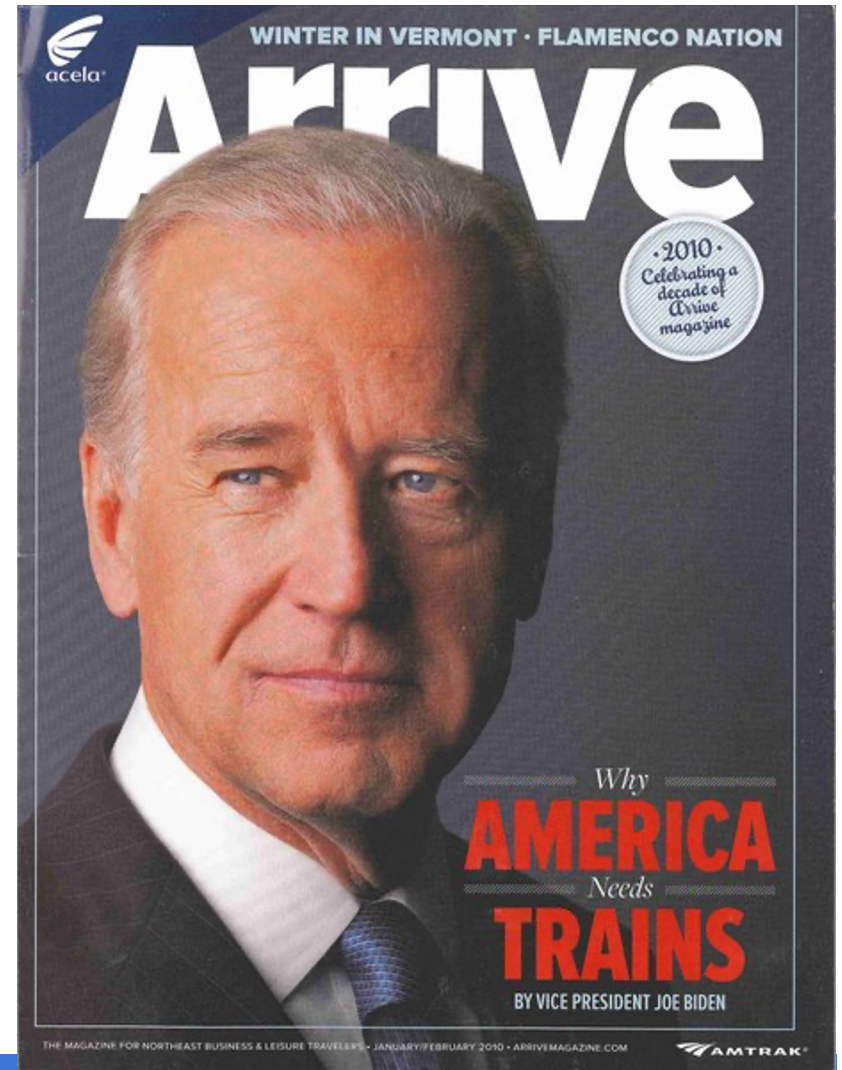
---



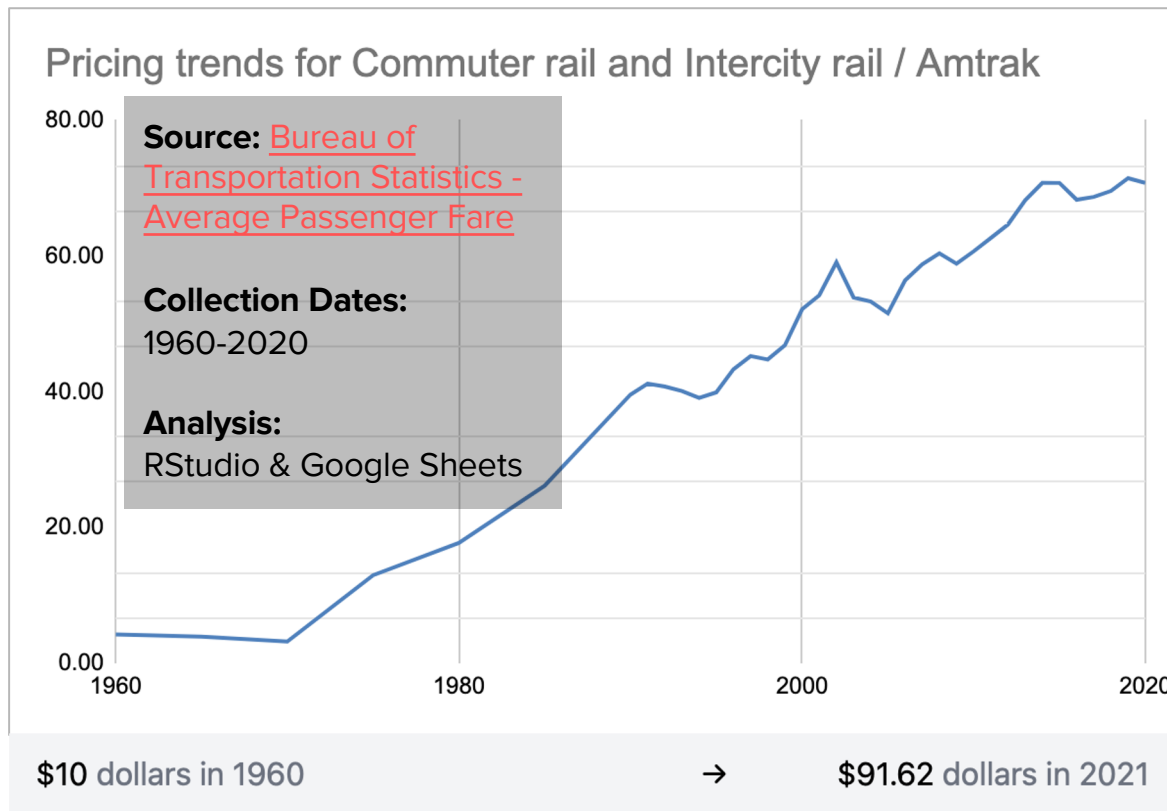
**Current State of Rail in America**

## Current State and Background

- **1970** - Rail Passenger Service Act of 1970
- **1976** - \$2.5 billion Northeast Corridor Improvement Project
- **1988** - carried more passengers between Washington, D.C., and New York than all U.S. airlines combined
- **Mid 1990s** - Federal dollars wane and states step up to fund or face cuts
- **2000s** - Electrification and speed increases
- **2021** - IIJA brings \$66 billion in rail grants

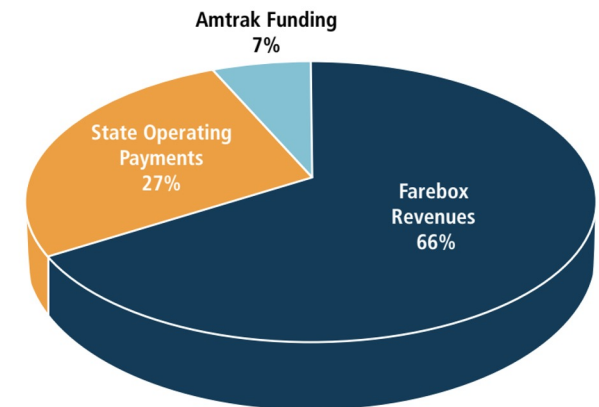


# Historical Ticket Prices for Amtrak



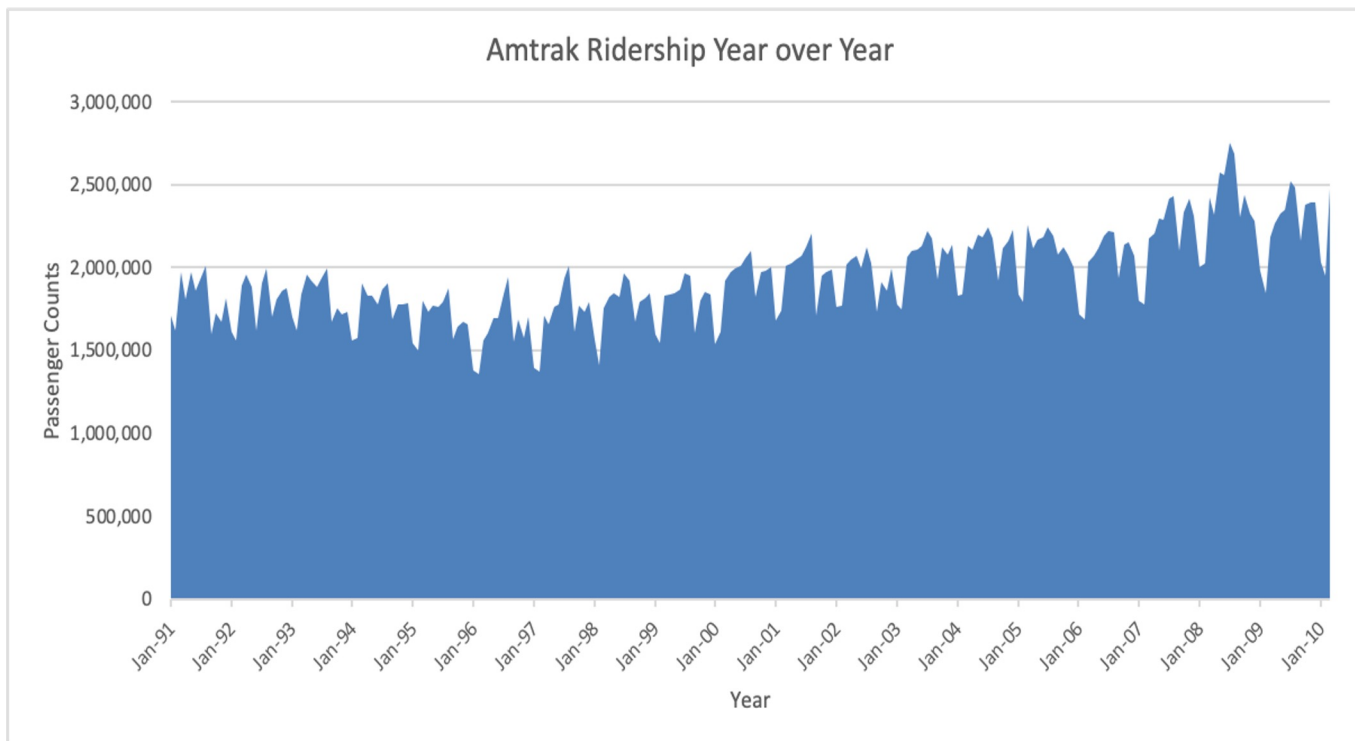
State Supported services provide cost-effective solutions for regional mobility.

Figure 9. State Supported Services - FY 2019 Operating Revenue Sources



Source: Amtrak

# Amtrak Ridership Year-over-Year



**Source:**

[Bureau of Transportation Statistics \(BTS\) - Ridership](#)

**Collection Dates:**

1991 - 2010


**Analysis:**

Microsoft Excel

1 Fighting Climate Change &  
Decreasing Vehicle Congestion

2 Connecting Underserved  
Communities

3 Growing the Economy





**Connecting Underserved Communities & Investing  
for Projected Growth in the South/West**



# Economic Analysis & Cost Proposals (ROI)

**\$75 Billion Proposal** - Stations, cars, locomotives, and infrastructure

**Preference Enforcement** - Law to impose priority of Amtrak over cargo on rail

**Host Railroad Access** - More rail ownership under Amtrak control

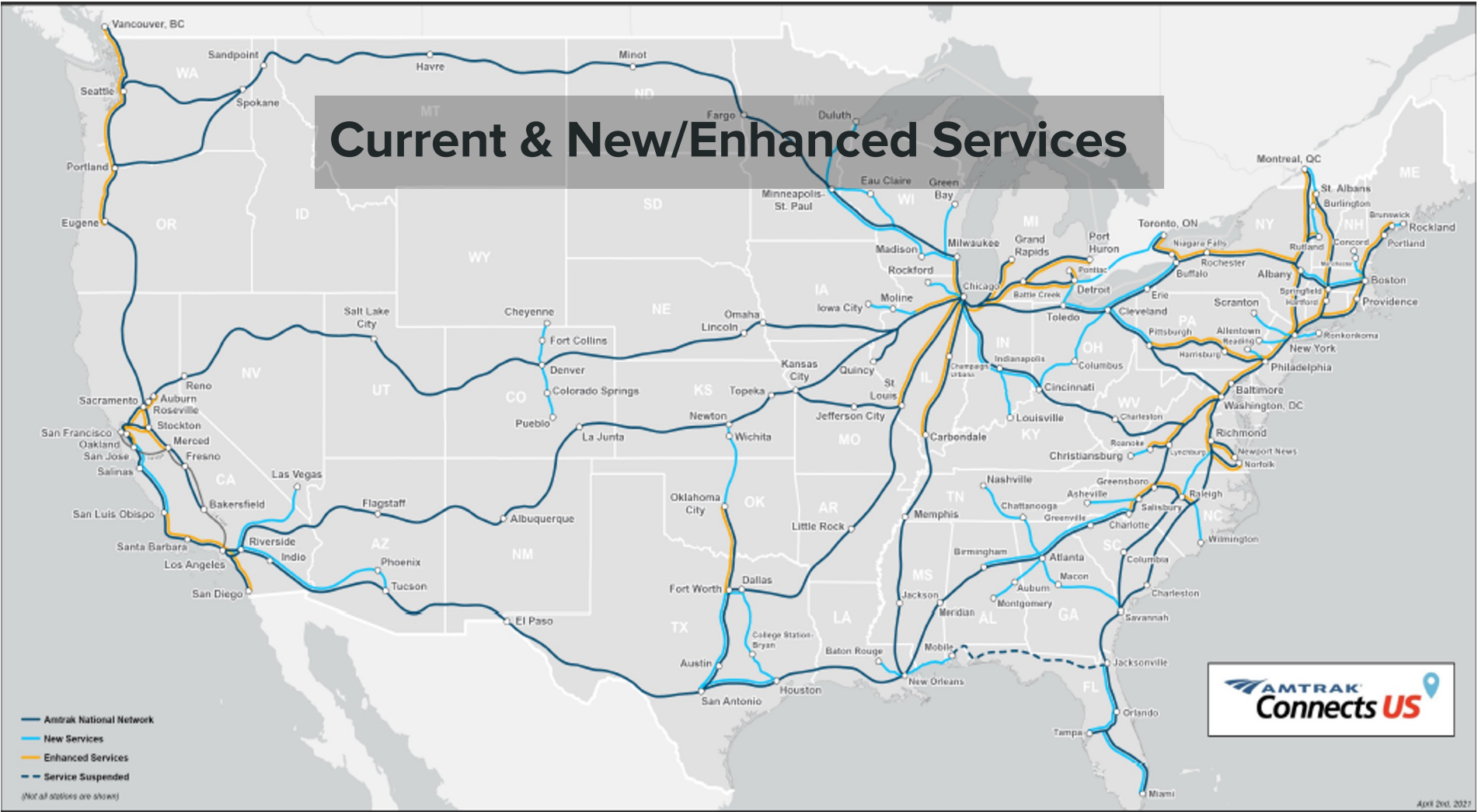
## Amtrak's 15 Year Vision

- ✓ Add service to 160 new communities, large and small, while retaining the existing Amtrak network serving over 525 locations.
- ✓ Provide intercity passenger rail service to the 50 largest metropolitan areas (by population).
- ✓ Serve 47 of the 48 contiguous states, expanding corridor passenger rail service in 20 states and bringing new corridor passenger rail service to 16 states.
- ✓ Add 39 new routes, and enhance 25 routes.
- ✓ Introduce new stations in over half of U.S. states.
- ✓ Expand or improve rail service for 20 million more riders annually—which would double the amount that the state-supported routes carried in fiscal year (FY) 2019.\*
- ✓ Provide \$800 million in total Amtrak revenue growth versus FY 2019.

\*Amtrak's fiscal year runs from September through October.



# Current & New/Enhanced Services



- Amtrak National Network
  - New Services
  - Enhanced Services
  - - - Service Suspended
- (Not all stations are shown)



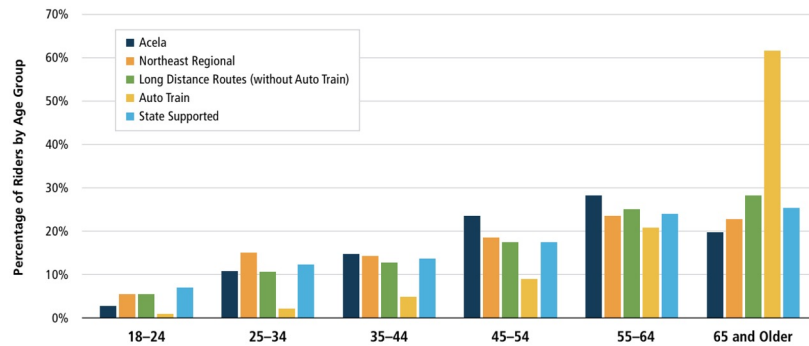
# Population Accounts

U.S. Population growth of **130 million** since Amtrak was founded

Concentration in **megaregions in the Sunbelt and West**, where Amtrak offers limited service

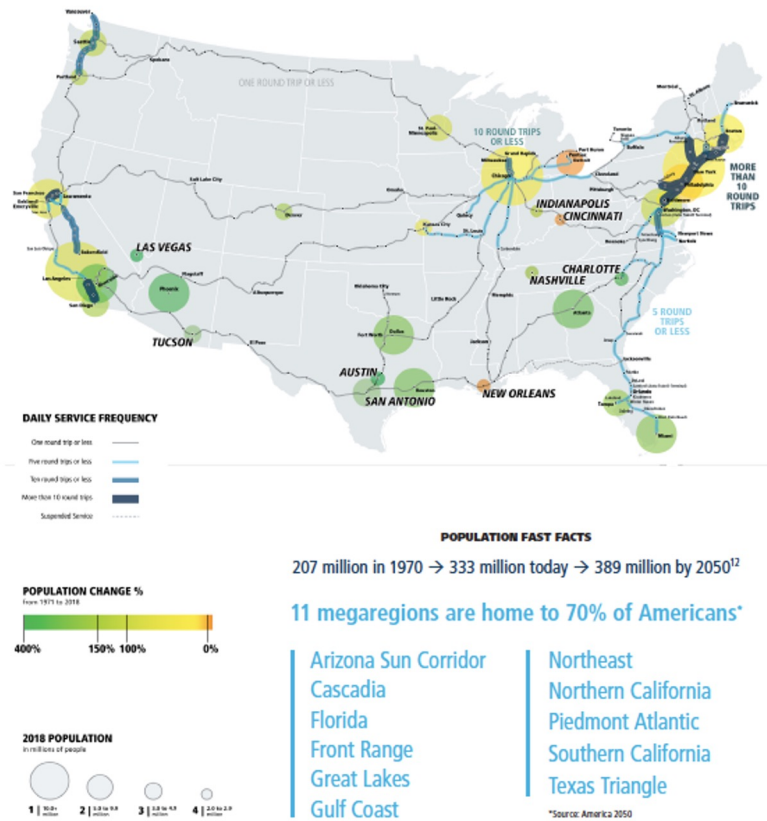
Intercity passenger rail is an important mobility choice for an aging population.

Figure 11. Amtrak Ridership Demographics by Age Group, 2019



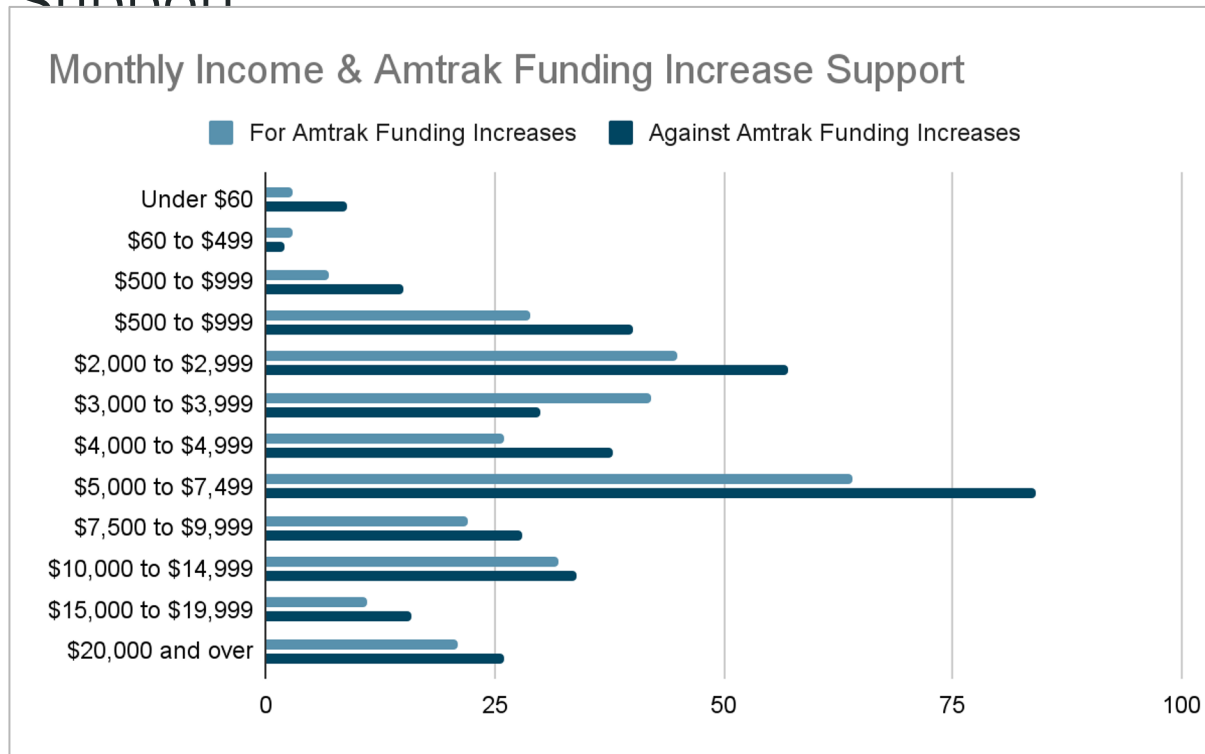
Source: Amtrak

Figure 10. Daily Train Service v. Population Growth



12. "A Changing Nation: Population Projections Under Alternative Immigration Scenarios," www.census.gov, https://www.census.gov/content/dam/Census/library/publications/2020/demo/p25-1146.pdf

# Data Analysis & Collection - Monthly Income & Amtrak Support



**Source:**

[Gallup News Service Poll: Issue Referendum](#)

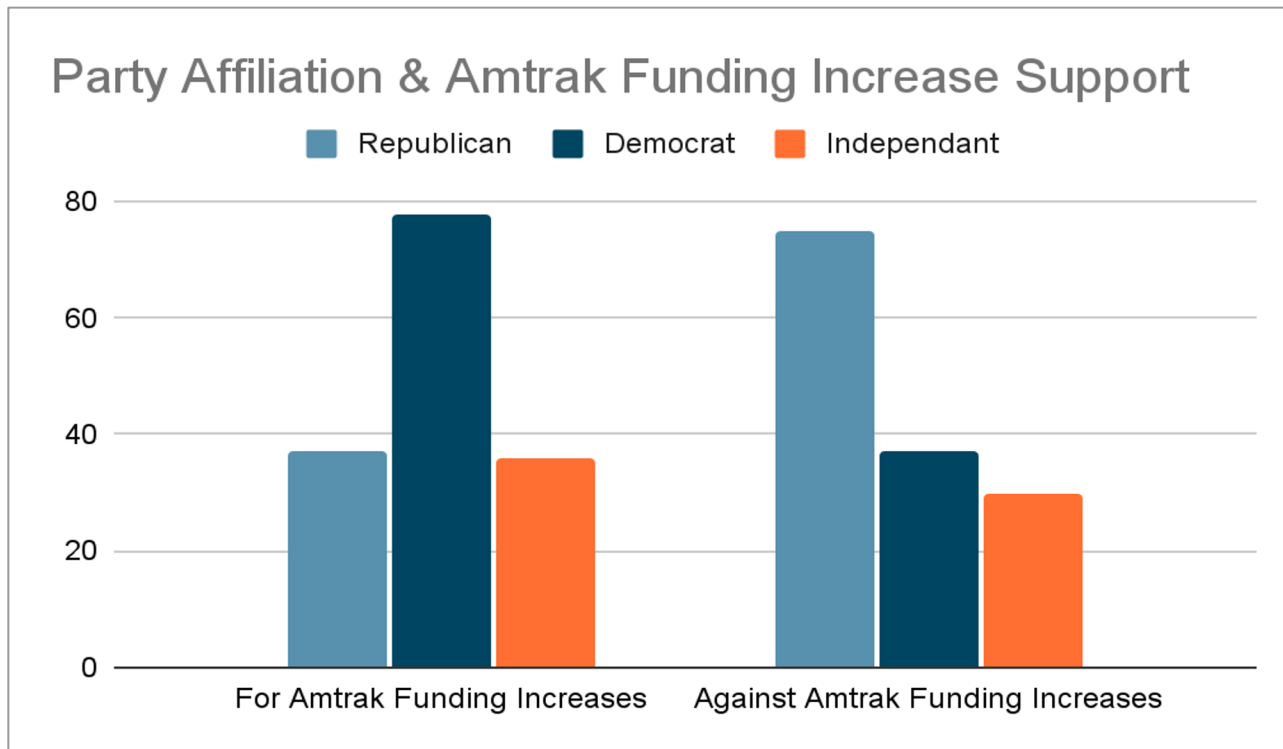
**Collection Dates:**

January 8-9, 2013

**Analysis:**

RStudio & Google Sheets

# Data Analysis & Collection - Party Affiliation & Amtrak Support



**Source:**

[Gallup News Service Poll: Issue Referendum](#)

**Collection Dates:**

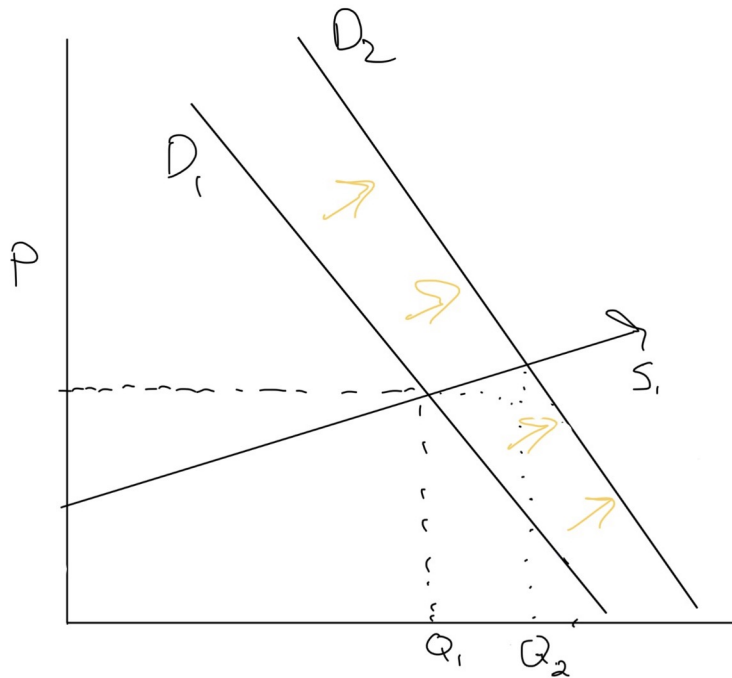
January 8-9, 2013

**Analysis:**

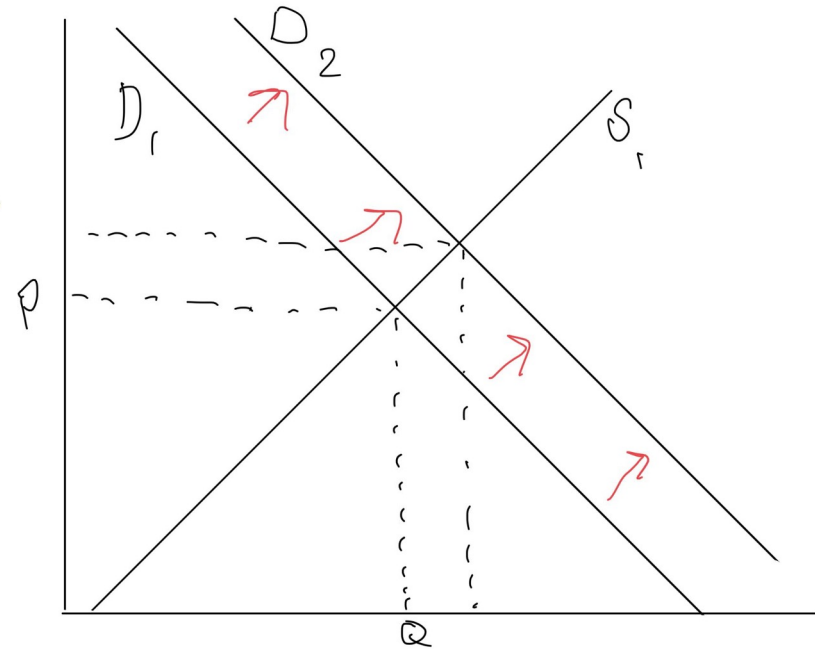
RStudio & Google Sheets

# Microeconomic Effects

**Supply & Demand for Amtrak (South)**



**Supply & Demand for Amtrak (North)**





**The Future of Amtrak**

## Policy Recommendations



Under the historic **Infrastructure Investment and Jobs Act**, Amtrak received **\$66** of the **total requested \$75 billion dollars** in requested funding.

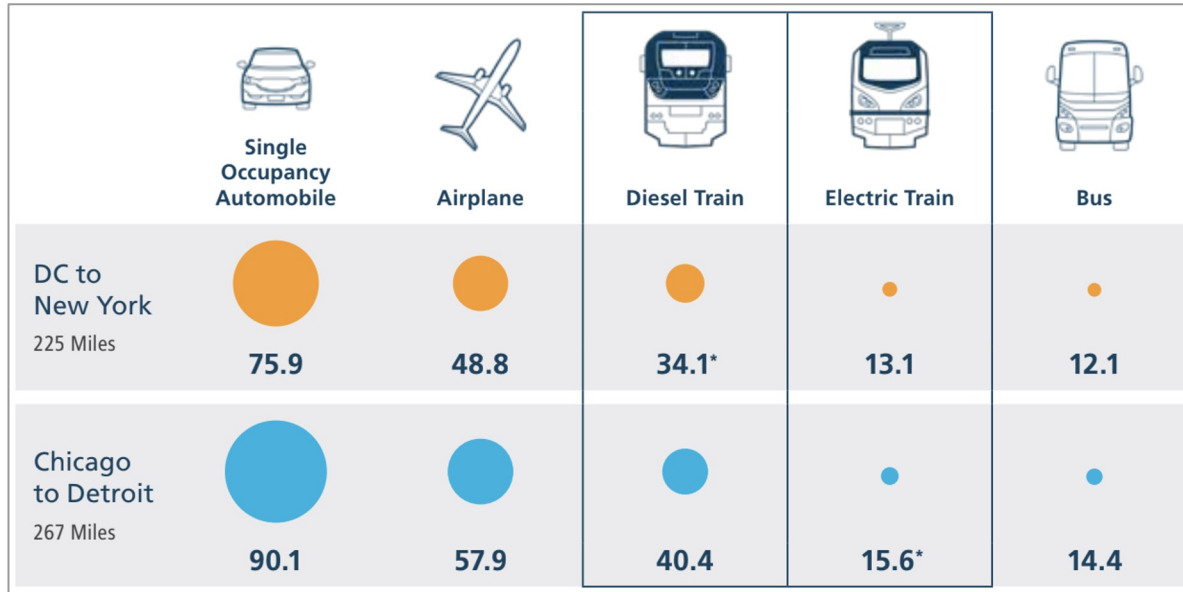
More **funding, education, and incentive** are **needed** to further **boost ridership and decrease dependency on cars** in American urban and suburban areas.



# Climate

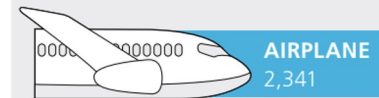
British Thermal Units  
Per Passenger Mile  
(BTU/PM)

Amtrak & IJJA align with the Biden Administration climate goals



(Total kg CO<sub>2</sub>e per Passenger by Mode)

**Amtrak is 34% more energy efficient than traveling by airplane...**



**... 46% more efficient than traveling by car...**



**... and 53% more efficient than traveling by truck.**



**Nationwide, Amtrak trains consume less energy on a per passenger mile basis than other modes.**

Source: Transportation Energy Data Book, Edition 39, 2021

# interactive



Scan the QR Code to visit our [StoryMap](#) with  
interactive GIS Data



**thank you**

Questions?

